

SERVING A CHANGING SCOTLAND

Quarter 4 Performance

Report January to March 2019/20



**POLICE
SCOTLAND**
Keeping people safe
POILEAS ALBA

Introduction by the Deputy Chief Constable



The Quarter 4 Performance Report is the final one of 2019/20 and refers to management information from the entire year.

This report reflects continued work under new legislation which criminalises a range of behaviours including physical, sexual, psychological and financial abuse with almost 1,700 cases reported under the Domestic Abuse (Scotland) Act during 2019/20.

More than 14,000 of our officers and staff have been trained to recognise that domestic abuse isn't always violent or physical. It is often psychological: disempowering and isolating victims and removing them from the support of family and friends, which can have the most devastating impact.

The introduction of the Domestic Abuse (Scotland) Act has increased public awareness of abuse as a pattern of behaviour and has given Police Scotland the ability to report matters to prosecutors which would not have been considered as criminal acts prior to the implementation of the legislation at the beginning of the 2019/20 year, which is covered by this report.

It is important to note this period includes only a very small number of days during which emergency measures to ensure physical distancing in response to coronavirus were in place.

To assist public understanding of our work, Police Scotland has provided some provisional information about the nature and level of demand on policing specifically for the period during which the measures have been in place and how we are responding to this public health emergency.

Further detailed management information will be published in future quarterly performance reports.

Care must be taken to avoid assumptions about crime trends based on a relatively short period of time. It could be months or years before we have a clear picture of the effect that physical distancing requirements have had on some crime categories in Scotland.

We are acutely aware that for some, this period of physical distancing and isolation may expose them to a greater risk of abuse, harm and neglect.

This Performance Report also highlights increases in crimes with a cyber element, including the disclosure of, or threat of disclosure of, intimate images, as well as online grooming and cyber-related fraud.

Policing must continue to modernise and adapt to the virtual space, where people are increasingly being exploited and criminality is taking place. We must be there to provide education, for prevention and, crucially, for enforcement.

What I want to emphasise is that we remain committed to making sure that every one of Scotland's citizens is looked after whether that is in the public, private or virtual space.

A handwritten signature in black ink, appearing to read 'Fiona Taylor', with a large, sweeping flourish above the name.

Fiona Taylor
Deputy Chief Constable,
People and Professionalism

Executive Summary

Introduction

This is the final quarterly report of the 2019/20 performance cycle. As in previous quarters we have aligned our reporting to a range of activity across the five strategic outcomes detailed in the 2019/20 Annual Police Plan; these being:

- **Public Safety and Wellbeing** - threats to public safety and wellbeing are resolved by a responsive police service
- **Needs of Local Communities** - the needs of local communities are addressed through effective service delivery
- **Confidence in Policing** - public and communities are engaged, involved and have confidence in policing
- **Positive Working Environment** - our people are supported through a positive working environment enabling them to serve the public
- **Sustainable and Adaptable Service** - Police Scotland is sustainable, adaptable and prepared for future challenges

However, in a step change from previous quarters, this report is structured around three chapters to provide a more focused narrative and inclusion of initial management information in support of our response to the pandemic.

Key Statistics and Detection Rates

Police Scotland publishes management information across all crime types based on the Scottish Crime Recording Standards classifications. This is done on a quarterly basis and is aligned to the quarterly performance reporting process.

The following is a synopsis of significant changes in crime / offences that has occurred between April 2019 and March 2020:

- **Overall Violent Crime**
This has remained relatively unchanged over the last five years; however there were 394 (-0.6%) fewer crimes in 2019/20 compared to the previous year. A significant contributor to the reduction in violent crime this year was a 6.8% fall in serious assaults (279 fewer crimes).

Common assaults on emergency workers continues to give cause for concern with an increase of 407 crimes (5.7%) compared to last year which reflects a growing trend as this is up 12% (806 more crimes) on the five year mean. This is the subject of ongoing scrutiny to understand the cause and impact on police officers / staff and emergency service colleagues.

- **Non sexual crimes of violence**

This has increased significantly in the last year; this is mainly down to the introduction of the Domestic Abuse Scotland Act 2018. This has resulted in an additional 1,681 crimes recorded this year.

- **Sexual Crimes**

This year saw a 1.9% (253) reduction in recorded crimes when compared to last year but figures remain significantly higher (16.1%, 1,854 more crimes) than the five year mean. This type of criminality remains a high priority for Police Scotland due to the serious nature of offences and the lasting impact this can have on survivors of sexual assault.

There is an increase in contact and non-contact (cyber related) offences over the last five years. This trend continues to be addressed through partnership working and continued bespoke policing campaigns. Further analysis is being undertaken to gain a deeper understanding of the range of different crimes.

- **Crimes of Dishonesty**

These crimes types have generally decreased when compared against last year and the five year mean.

However, there continues to be a growing trend in the number of frauds being recorded. This rose 31.7% (2,876 more crimes) in the last year to 11,939, which represents an increase of 58.3% (4,396 more crimes) on the five year mean.

This increase is reflective of crime trends across the UK and beyond due to the changing and increasing methodologies used by criminals.

Fraud accounted for 1 in 20 crimes recorded by Police Scotland last year, whilst the National Fraud Intelligence Bureau report that fraud represents a third of all estimated crime in England and Wales.

Police Scotland acknowledges the effect this can have on individuals and is adopting new working practices and processes that will enable better analysis of this priority. This will include a recording system which differentiates between the various fraud types and will assist in the identification of emerging fraud trends.

- **Other – Offensive / Bladed Weapons**

There was an increase of 7.7% (692 more crimes) in weapons possession in comparison to last year, totaling 9,644. Of these 78% were detected. Of note, a knife or sharp instrument was recorded in 55% (33) of all homicides in 2019/20.

Police Officers continue to use stop and search as an effective intelligence led tool as part of our response to addressing this issue. During this reporting cycle there were 931 searches that led to the recovery of weapons, this is an increase of 21.5% compared to last year.

Operation TALLA – Police Scotland COVID-19 Response

Operation TALLA is our governance approach to manage the planning, preparation, operational activity and organisational learning linked to the police response to the pandemic. Following the establishment of a Command structure in February 2020, Police Scotland set eight strategic objectives that clearly articulate our intention to maintain critical policing functions, support our staff, maintain public confidence and support partners and communities in the future return to normality.

The objectives have been incorporated into the refreshed Performance Framework for 2020/21 and will feature in future quarterly reports.

Police Scotland has set up an Operation TALLA Information Cell to capture a wide range of data that enables us to understand changing demands and criminal behaviour. The following is a synopsis of the findings from 01 March up to 20 April 2020:

101 calls –

initially decreased in March but have risen during first half of April. These fluctuate following Government announcements.

999 calls –

increased but have decreased significantly in the first half of April.

Incidents – the total number of incidents remains lower in March / April in comparison to last year

Crime – the overall level of recorded crime has decreased since the lockdown was put in place. However, there are individual categories of crime that have increased and continue to be monitored, such as:

Murder / Culpable Homicide

(up three from same period last year)

Non-domestic housebreakings

(up 54 from same period last year)

Although there is no increase in recorded Domestic Abuse crimes, this remains an area of focus in collaboration with key partners.

In addition to monitoring the incident and crime demands impacting on Police Scotland, workforce availability has also been monitored to ensure that appropriate wellbeing support can be given to staff and that we are flexible in our staffing approach to maintain business critical functions. Resources have also been reallocated from departments and non-essential functions to support frontline policing.

An overview of Police Scotland's resourcing levels is provided in the report. This identifies that as of 23 April 2020 there were 84.6% of officers and 83.1% of staff available for duty.

This is in comparison to the peak of COVID-19 related absences that occurred on 30 March 2020 when 73.1% of officers and 70.2% of staff were available for duty. The instances of COVID-19 related absences has declined on a daily basis since that date.

Another key aspect of police officer and police staff welfare is the provision of appropriate PPE to safeguard their health and safety as reflected in one of our strategic objectives. Police Scotland has a robust procurement strategy that has projected need to the end of this calendar year.

Large quantities of protective suits have been issued and we have a sufficient stock of FFP3 facemasks to support the provision and replacement for trained officers. As of 22 April 2020, there have been 8,000 frontline staff trained in the use of FFP3 masks and our capacity to train has increased to 450 staff per day.

An automated process to replace equipment within 24hrs after its use has been adopted.

Public Confidence

Policing in Scotland has a long and proud history that is based on the fundamental principle of policing by consent. The relationship between the police service and the people who live, work and visit Scotland is vital to building and maintaining trust and confidence that Police Scotland will keep people safe. We must be able to listen to and understand the needs of diverse communities, bringing empathy to our interactions and improving our ability to respond appropriately. Our services must continue to be relevant, accessible and effective to ensure public safety and wellbeing across Scotland.

Police Scotland continues to keep the public, communities and partners engaged in our approaches to maintain confidence and trust in policing. This has included a variety of engagement activities with different communities that have shaped our strategic direction, service design and operational policing – involving 21,500 people and organisations. Our large continuous surveys have been refreshed so we are able to measure public attitudes, confidence and expectations of local policing and public experience of contacting Police Scotland during the Coronavirus pandemic.

An overview of complaints about the police received between April 2019 and March 2020 is also included in the report. Total complaints received in this period were 6,278, which is an increase of 4.6% on last year but consistent with the five year mean.

The Professional Standards Department have put processes in place to identify complaints that are related to COVID-19 so that this can be monitored and reported on in future performance reports.

Contents

Introduction by the Deputy Chief Constable.....	2
Executive Summary.....	4
Key Statistics and Detection Rates.....	9
• Public Safety & Wellbeing Threats to public safety and wellbeing are resolved by a responsive police service.	
Operation TALLA – Police Scotland Response to COVID-19	28
• Needs of Local Communities The needs of local communities are addressed through effective service delivery	
• Positive Working Environment Our people are supported through a positive working environment enabling them to serve the public	
Public Confidence.....	41
• Confidence in Policing Public and communities are engaged, involved and have confidence in policing	
• Sustainable and Adaptable Service Police Scotland is sustainable, adaptable and prepared for future challenges	
Appendices	52
Crime Classifications and Statistics	
Stop and Search Review	

Key Statistics and Detection Rates




Strategic Outcome:

Threats to public safety and wellbeing are resolved by a responsive police service.

All data is classed as Management Information and is not considered official statistics. All data is sourced from Police Scotland internal systems.

The following figures and narrative provide a synopsis of management information between April – March 2019/20. Additional insight into figures is provided for specific crimes / offences that have seen increases / decreases of note.

Overall Violent Crime

	Overall Violent Crime Recorded	Overall Violent Crime Detections	Overall Violent Crime Detection Rate
			
Apr – Mar 19/20	63,738	44,279	69.5%
Apr – Mar 18/19	64,132	44,221	69.0%
% change from 18/19	-0.6%	0.1%	0.5% point change
% change from 5 year mean	0.1%	-4.2%	-3.1% point change

Overall violent crime has decreased slightly from last year, down 0.6% (394 fewer crimes). This drop is mainly attributed to the decrease in attempted murder and serious assault.

All detection rates for violent crime are above 70.0%, with the exception of common assault that has a detection rate of 68.9%. These rates have remained relatively static in comparison to last year.

Murder / Culpable Homicide (common law)

A total of 66 homicides were recorded in 2019/20; this equates to 59 murders and seven culpable homicides (common law). This is an increase of one murder and two culpable homicides when compared to recorded figures last year.

Of these 66 homicides, seven were committed out with the 2019/20 period and had previously not been recorded.

Six of these have been detected and the additional crime has been classified as a drug related death following consultation with Crown Office Procurator Fiscals Service (COPFS).

Police Scotland has undertaken analysis on the murders and culpable homicides that were actually committed between April 2019 and March 2020, these represent 59 of the overall homicide count (54 murders and 5 Culpable Homicides). The analysis is summarised as follows; the term homicide is used as the descriptor for both crime types:

- The committed rate continues to reflect the five year mean of 60 homicide victims per year in Scotland.
 - Of the 59 homicides committed during 2019/20, 31 were investigated by a specialist Major Investigation Teams (MITs) with the remaining 28 homicides investigated by divisional Criminal Investigation Departments (CID).
 - All but one of the homicides committed in 2019/20 was detected signifying a 98% detection rate. There is a positive line of enquiry in relation to the outstanding investigation.
- Males continue to be the most likely victims of homicide accounting for 74% (n=44) of the total count which follows the five year trend.
 - One child homicide was committed during 2019/20, marking a reduction of two from the same period last year. On average, three children die as a result of homicide in Scotland each year.
 - Eight homicides of a domestic nature occurred this year, a 33% reduction from the same period last year. Six of the domestic homicide victims were female with ages ranging from 23 to 84 years.
 - Since the inception of Police Scotland, there has been on average nine domestic homicides per year.
 - Analysis of 2019/20 homicides highlights that a significant number of incidents continue to occur indoors, most commonly within residential dwellings, reaffirming the established position that fatal violence is occurring in closed locations that are difficult to pro-actively police.

Robbery

A total of 1,738 robberies were recorded during 2019/20, a decrease of 3.1% (55 fewer crimes) on last year. This is however an increase of 14.0% (213 more crimes) when compared to the five year mean.

The increase in robbery was first noted at the beginning of 2018/19 prompting analytical work being carried out across the Force, however this did not identify any discernible patterns but drug addiction may have contributed to an increase in crimes of dishonesty and robbery.

As a result of this analysis, robbery action plans have been implemented and acted upon locally in coordination with National Safer Communities, which have contributed to this year's decrease.

Attempted Murder

There were 251 attempted murders recorded during 2019/20. This a decrease of 19.3% (60 fewer crimes) when compared to last year when a higher than average increase in the number of attempt murders was recorded. This year's figures are also down 8.1% (22 fewer crimes) when compared to the five year mean.

Serious Assault

There were 3,850 serious assaults recorded during 2019/20, down 6.8% from last year (279 fewer crimes).

Serious assaults are up 1.6% (59 more crimes) when compared to the five year mean however this is due to a lower than average figure recorded in 2014/15.

The serious assault detection rate of 76.3% is up 2.3 percentage points from last year.




Further analytical work requires to be undertaken to establish any causal factors for the significant decrease from last year.

Common Assault of Emergency Workers

Common assault of emergency workers is up by 5.7% (407 more crimes) from last year and up 12.0% (806 more crimes) when compared to the five year mean. This increase was first highlighted in the Q1 2019/20 Performance Report.

This remains an area of focus and is being scrutinised by Police Scotland to get a fuller understanding of the increase and the impact this is having on the welfare of Police Scotland staff and that of our emergency service colleagues.

Group 1: Non Sexual Crimes of Violence

	Group 1 Crime Recorded	Group 1 Crime Detections	Group 1 Crime Detection Rate
			
Apr – Mar 19/20	9,316	6,681	71.7%
Apr – Mar 18/19	8,019	5,865	73.1%
% change from 18/19	16.2%	13.9%	-1.4% point change
% change from 5 year mean	30.6%	20.1%	-6.3% point change

As can be seen from the table, the total number of Group 1 crimes has risen by 16.2% (1,297 more crimes) from last year and by 30.6% (2,181 more crimes) when compared to the five year mean.

This is mainly due to the introduction this year of domestic abuse crimes under the Domestic Abuse Scotland Act 2018 (DASA). This has also had an impact in the increased number of detections reflected in the table above.

Domestic Abuse Scotland Act

As highlighted in the Q1 Performance Report, DASA came into force on 01 April 2019. This criminalises a range of abusive behaviours including physical abuse, sexual abuse, psychological abuse and financial abuse.

The introduction of the Act has increased public awareness of domestic abuse as a pattern of abusive behaviour and has given Police Scotland the ability to report matters which would not have been considered as criminal acts prior to the implementation of the new legislation.

During 2019/20, 1,681 DASA crimes were recorded, of which 1,158 have been detected.

Increase in five year mean

When omitting DASA crimes, the total number of Group 1 crimes is up 7.0% (500 more crimes) when compared to the five year mean.

In respect of detections, with the omission of DASA figures there would be 5,523 detections in 2019/20. This equates to a reduction of 5.8% (342 fewer detections) compared to last year and brings the number of detections slightly below the five year mean (40 fewer detections, down 0.7%). A contributory factor is an increase in modern slavery / forced labour.




Modern Slavery / Forced Labour

During 2019/20 there were 244 crimes of modern slavery / forced labour recorded.

This is an increase of 548.9% (206 more crimes) when compared to the five year mean and up 115.9% (131 more) compared to last year.

These types of investigations often span across the UK and Europe and involve a partnership approach with other law enforcement agencies. The complexities and timescales for these investigations has an impact on detection rates, which has seen an 8.4 percentage point decrease in comparison to last year. These investigations are often linked to Human Trafficking which was reported on more widely in the Q3 2019/20 Performance Report.

Group 2: Sexual Crimes

	Group 2 Crime Recorded	Group 2 Crime Detections	Group 2 Crime Detection Rate
			
Apr – Mar 19/20	13,364	7,521	56.3%
Apr – Mar 18/19	13,617	7,853	57.7%
% change from 18/19	-1.9%	-4.2%	-1.4% point change
% change from 5 year mean	16.1%	1.2%	-8.3% point change

As illustrated in the table, the number of recorded sexual crimes has decreased by 1.9% (253 fewer crimes) when compared to last year. Notably, there has been an increase of 16.1% (1,854 more crimes) against the five year mean. This increase is partly driven by crimes relating to communications and the sharing of indecent images which, when combined, account for 53.1% of the increase (815 more crimes).

Sexual assault (SOSA 2009) crimes are up 22.0% (639 more crimes) against the five year mean and other sexual crimes (SOSA 2009) are up 37.1% (588 more crimes) against the five year mean.

The increase in recorded crime is reflective of the raised awareness of these crimes in society and a positive change in culture that supports the reporting of these offences to the police; 2018/19 saw the highest number of recorded sexual crimes.

Over the last five years the volume of detections has continued to increase year on year, reaching its peak in 2018/19. The volume of detections in 2019/20 is down 4.2% (332) on last year but continues to be higher than the five year mean.

It is noted that the detection rate for this year is 8.3% below the five year mean but this is in the context of increased cyber related criminality and reports of non-recent crimes: both of which bring investigative challenges that can take longer to detect.

Rape

Rape is down 4.2% (97 fewer crimes) compared to the previous year, however it is up 13.8% (268 more crimes) compared to the five year mean. The increase compared to the five year mean is driven mostly by a rise in the number of recorded rapes of females over the age of 16 years.

The detection rate for rape was 52.8% which is an increase of 1.2 percentage points compared to last year, however reflects a decrease of 8.9 percentage points compared to the five year mean.

Notably, since the lockdown began on 24 March until 13 April 2020 there have been 56 rapes recorded. This is a reduction of 58.5% (79 fewer crimes) in the same period last year.

Threatening / Disclosure of an Intimate Image

Threatening / Disclosure of an intimate image has increased by 12.3% (72 more crimes) compared to the previous year; however this is up 229.8% (456 more crimes) against the five year mean.

The rise in threatening / disclosure of an intimate image against the five year mean was anticipated, given greater public awareness and increased media attention on the subject. Figures have also increased following the introduction of the Abusive Behaviour and Sexual Harm (Scotland) Act 2016 which came into effect on 03 July 2017.

Indecent / Sexual Assault

Indecent / sexual assault is down 4.9% compared to the previous year (257 fewer crimes) and up 10.2% (457 more crimes) compared to the five year mean.

The detection rate for indecent / sexual assault was 55.3% which is a decrease of 1.5 percentage points against the previous year and 6.6 percentage points against the five year mean.

Online Grooming




Internet grooming and online child sexual abuse remains a major threat across the UK. Offences continue to rise with 1,881 recorded in Scotland between April and March 2019/20, compared to 1,713 in the same period last year.

Following on from the success of our Child Sexual Abuse campaign last year, Police Scotland launched a new campaign on 14 April 2020.

The new campaign is entitled 'Get Help or Get Caught', with the key aim of identifying and deterring perpetrators who pose a risk to children online. This campaign has been launched at a critical time, during the current COVID-19 pandemic, when children could be at an increased risk as a result of self-isolation and the potential for spending more time online. The campaign will specifically target perpetrators, challenge their behaviour and signpost them to relevant support pathways through our partners, in order to prevent offending.

The worldwide coverage and availability of the internet enables perpetrators easy online access to children for the purposes of online sexual grooming. The impact of this can be wide-ranging and potentially have a life changing effect on a child. Online grooming can escalate into other methods of abuse, including live streaming of abuse, possession and sharing of indecent images and online webcam sexual extortion.

Group 3: Crimes of Dishonesty

	Group 3 Crime Recorded	Group 3 Crime Detections	Group 3 Crime Detection Rate
			
Apr – Mar 19/20	111,409	41,287	37.1%
Apr – Mar 18/19	113,286	43,758	38.6%
% change from 18/19	-1.7%	-5.6%	-1.6% point change
% change from 5 year mean	-3.7%	-4.5%	-0.3% point change

Overall Group 3 crimes have decreased by 1.7% (1,877 fewer crimes). This is driven by decreases in ‘traditional’ acquisitive crimes such as housebreaking, shoplifting and motor vehicle crime, which combined are down 6.5% (3,953 fewer crimes). However, this is offset by an increase in recorded fraud.

The detection rate for all crimes of dishonesty is 37.1%. This is a decrease of 1.6 percentage points from last year and is down 0.3 percentage points on the five year mean.

It is anticipated that the rising cost of drugs due to COVID-19 may generate further acquisitive criminality; such as housebreaking, shoplifting and bogus thefts. These trends continue to be closely monitored nationally and locally at Divisions.

Housebreaking

All types of housebreaking have decreased compared to last year, with total housebreaking crimes (including attempts) down 6.2% (854 crimes). This is also a reduction of 22.5% (3,744 crimes) compared to the five year mean.

The detection rates for housebreakings have improved across all types and is up 1.9 percentage points for total housebreakings. This is mainly due to a 19.8% (99 detections) increase in detections of non-dwelling housebreakings whereas there have been small decreases in the number of detections of other types of housebreakings.

Motor Vehicle Crime

Total motor vehicle crime has fallen by 2.3% (327 crimes) and is down 12.2% compared to the five year mean. This decrease is as a result of falls in attempt thefts of motor vehicles (down 10.2%) and opening lockfast places (motor vehicles) which is down 15.8%.

Notably, catalytic converter theft has been identified as an ongoing national / UK issue due to the rising price of precious metals that can be found inside. 119 vehicles were targeted between November 2019 and January 2020 with Fife, Edinburgh and Lothian and Scottish Borders Divisions the most affected. A national profile has been compiled and suggests the next steps of intelligence, investigation, prevention and enforcement.

Detection rates for all motor vehicle crime was 24.8%. This is a decrease of 1.7 percentage points from last year although marks an increase of 0.7 percentage points on the five year mean.

Despite the increase in the number of theft of motor vehicle crimes recorded (up 110 crimes compared to last year), the number of detections fell by 8.2% (162 detections) resulting in this crime's detection rate falling by 4.5 percentage points to 38.8%.

Theft by Shoplifting

Theft by shoplifting crimes are down 8.3% (2,772 fewer crimes) this year in comparison to last.

While there is an increase on the five year mean of 2.9% (872 more crimes), there was notably significantly lower levels of shoplifting recorded in 2014/15 and 2015/16. When compared to the mean for the previous three years, theft by shoplifting this year is down 1.4%.

In 2019/20, almost two-thirds (66.3%) of thefts by shoplifting have been detected, this is slightly less than the five year mean of 70.6%.

Fraud

There has been an increase of 31.7% in recorded frauds in 2019/20, this equates to 11,939 an increase of 2,876 crimes from last year.

Fraud remains at its highest level in the last five years and is up 58.3% (4,396 crimes) on the five year mean. The detection rate for fraud was 28.3% this year compared to 37.3% last year and down on a five year average detection rate of 43.5%.

These increases are largely due to the continued increase in the varied cyber related crimes reported under fraud offences. Further analytical work requires to be done to fully understand the threat, methodologies and impact this is having on individuals, communities and organisations. However, this continues to be challenging from the data available.

The National Crime Agency's (NCA) Strategic Assessment for Serious and Organised Crime identified fraud as the most common crime type in England and Wales. It estimates that fraud equates to a third of all crime, albeit it remains significantly under reported, as is expected in Scotland. The NCA estimated 3.8 million incidents of fraud in the year ending September 2019, which is an increase of 9% on the previous year. According to the National Fraud Intelligence Bureau, reported losses increased by 38% in 2018/19, to £2.2billion.

Following consultation with Police Scotland, Action Fraud - the UK National Fraud and Cyber Reporting Centre, has begun the process of ceasing to record reports of fraud from Scottish based victims and have started signposting them to Police Scotland.

This change in process will have some effect on the figures and may contribute to the already expected rise in fraud related crime. However, this new process will enable Police Scotland to record a more accurate picture of fraud crime in Scotland month to month.




Police Scotland acknowledges that fraud is a concerning growing trend and that there are limitations with the data held on police systems. UNIFI, Police Scotland's new crime recording system, is being delivered as part of the Digitally Enabled Policing Programme (DEPP). This will enable more detailed data in relation to fraud to be extracted and analysed.

However, in the interim as reported in Quarter 3, Police Scotland has introduced a tagging / marking approach on current IT systems to support the identification and analysis of fraud related crimes.

Police Scotland has strong working relationships with the main High Street financial institutions operating in Scotland, and through the Scottish Financial Crime Group, is working with partners to develop more effective ways of tackling frauds which affect our communities.

Police Scotland also works with the National Economic Crime Centre, supporting national fraud initiatives.

Group 4: Fire-raising, Malicious Mischief, etc.

	Group 4 Crime Recorded	Group 4 Crime Detections	Group 4 Crime Detection Rate
			
Apr – Mar 19/20	47,731	12,674	26.6%
Apr – Mar 18/19	47,879	12,428	26.0%
% change from 18/19	-0.3%	2.0%	0.6% point change
% change from 5 year mean	-7.3%	0.0%	1.9% point change

Total Group 4 crimes are down 0.3% (148 fewer crimes) from last year. This is a 7.3% reduction (3,784 fewer crimes) on the five year mean.

A total of 12,674 Group 4 crimes were detected last year, an increase of 2.0% from last year and level with the five year mean. As a result of fewer crimes and more detections, the total Group 4 detection rate increased by 0.6 percentage points to 26.6%, which is also an increase of 1.9 percentage points on the five year mean detection rate.

Vandalism (Including Malicious Mischief)

Vandalism made up 89.1% of all Group 4 crimes and were down 1.0% (445 fewer crimes) from last year and down 8.4% on the five year mean. This was the biggest driver in the decrease in total Group 4 crime.

25.6% of all vandalism were detected, an increase of 0.9 percentage points from last year and up 2.2 percentage points on the five year mean.

Fire-raising

Fire-raising crimes increased by 7.7% from last year with an additional 189 crimes. This was also a 4.2% increase on the five year mean. The number of fire-raising being detected has fallen by 7.9% (52 fewer detections) and is down 10.2% on the five year mean. This resulted in a detection rate of 23.0%, down 3.9 percentage points from last year.

As previously noted in the Q3 2019/20 Performance Report, a number of local police divisions in the West of Scotland have reported an increase in these crimes. Many of these are linked to ongoing feuds with damage to motor vehicles and property being recorded.

Culpable and Reckless Conduct (Not With Firearms)




Culpable and reckless conduct (not with firearms) increased by 5.8% (134 more crimes) to 2,464 crimes. 46.5% of these crimes were detected, down 0.2 percentage points from last year but an increase of 2.3 percentage points on the five year mean.

There is no discernible reason identified for this increase.

Reckless Conduct (With Firearms)

This year, 32 crimes of reckless conduct (with firearms) were recorded, compared to 37 last year. The five year mean for this crime is 64, and the number of crimes have decreased every year since the inception of Police Scotland. The detection rate increased by 2.6 percentage points to 59.4% although this was a 4.6 percentage point decrease on the five year mean.

Group 5: Other (Pro-Activity Crimes)

	Group 5 Crime Recorded	Group 5 Crime Detections	Group 5 Crime Detection Rate
			
Apr – Mar 19/20	64,589	58,698	90.9%
Apr – Mar 18/19	61,623	55,782	90.5%
% change from 18/19	4.8%	5.2%	0.4% point change
% change from 5 year mean	10.7%	6.2%	-3.8% point change

Overall Group 5 pro-activity crimes have increased by 4.8% compared to last year (2,966 more crimes).

This is mainly driven by:

- Drug offences up by 3.6% (1,223 more crimes)
- Bail offences (other than absconding) up by 14.4% (1,023 more crimes)
- Offensive weapon (used in other criminal activity) up by 13.6% (385 more crimes)

The detection rate for all Group 5 crimes is 90.9%. This is an increase of 0.4 percentage points compared to last year but a decrease of 3.8 percentage points against the five year mean.

The increase from 2018/19 is primarily due to total drugs crime detections, which are up 1.7 percentage points to 91.6%. Detection rates are however down for all Group 5 crime classifications compared to their respective five year means.

Stop and search continues to be one of the most effective means of identifying weapons possession crimes prior to any weapon being used to commit a violent crime. This year, 931 searches led to the recovery of at least one offensive weapon, an increase of 21.5% (165 searches) from last year.

Offensive/Bladed Weapons

There was a total of 9,644 offensive / bladed weapons possession crimes this year, an increase of 7.7% (692 crimes) from last year. Due to changes in the recording of weapons crimes in 2017, comparisons with the five year mean is not appropriate.

There was a 5.3% increase in the number of weapon possession detections compared to last year, meaning that 7,531 of these crimes were detected, which equates to an additional 379 crimes.

Notably, a knife or sharp instrument was recorded in 55% (33) of all homicides in 2019/20.

207 offensive / bladed weapons crimes were recorded as being school-related, an increase of 4.0% (eight more crimes) of schools-related weapons possession crimes from last year.

Operation REMELION, a national prevention and awareness campaign focused on weapons crime in schools, was launched by Police Scotland in January 2020. As a result of the closure of schools the roll out of the campaign was not completed and an assessment of its impact has not been able to be made. The roll out should continue when schools re-open, after which a review will be undertaken.

Drugs

Total drugs offences sits at 35,303 for 2019/20, which is an increase of 3.6% (1,223 more crimes) compared to last year. This is also reflective of a 5.4% and 9.7% increase on the five and three year means respectively.

Police Scotland considers the harmful impact of drugs on our communities to be a high priority and is engaged with partners to address this public health concern. The following is a synopsis of some of the work being undertaken:

- **Police Scotland Drug Strategy Board**
Following on from the update provided in the Q2 2019/20 Performance Report, the inaugural Drug Strategy Board (DSB) meeting was held on 09 March 2020. The membership includes various internal departments and key external stakeholders, including the Scottish Government, Public Health Scotland, COPFS and relevant third sector organisations.




This group will be considering policing and partnership approach to address the vision to 'Reduce the harm caused by substance use while continuing to disrupt illicit supply, maximising the safety of our communities'.

- **Naloxone – Use by Police Scotland**
Naloxone is a nasal spray medication that can reverse the effects of an opioid-related overdose. The carriage and use of Naloxone by Police Scotland officers has been discussed by the Scottish Government Drug Deaths Taskforce.

At Police Scotland's Strategic Leadership Board in January 2020, the Chief Constable approved the development of proposals for a 'Test of Change' and the creation of a Delivery Steering Group (DSG), with representation from relevant partners.

The inaugural meeting of the DSG took place on Thursday 12 March 2020.

Group 6: Miscellaneous Offences

	Group 6 Offences Recorded	Group 6 Offences Detections	Group 6 Offences Detection Rate
			
Apr – Mar 19/20	128,755	97,767	75.9%
Apr – Mar 18/19	130,602	99,866	76.5%
% change from 18/19	-1.4%	-2.1%	-0.5% point change
% change from 5 year mean	-16.3%	-22.0%	-5.6% point change

Group 6 miscellaneous offences are down 1.4% (1,847 fewer crimes) compared to 2018/19 and down 16.3% (25,008 fewer crimes) on the five year mean.

This decrease is primarily due to reductions in stalking and drunkenness and other disorderly conduct.

However, it is worthy of note that common assault (of emergency workers) have recorded significant increases compared to both last year (up 5.7%, 407 crimes) and the five year mean (up 12.0%, 806 crimes). This trend has previously been identified and remains an area of focus that is subject to ongoing analysis to fully understand the increase as it applies to Police Scotland staff and our emergency service colleagues.

The overall detection rate for Group 6 in 2019/20 is 75.9%. This is a decrease of 0.5 percentage points from last year and down 5.6 percentage points on the five year mean. Detection rates have been on a downward trend year on year from a high of 86.4% in 2014/15 to 75.9% in 2019/20.

Stalking (Sec 39 Criminal Justice and Licensing Scotland Act 2010)

In 2019/20 there were 871 crimes of stalking recorded. This is down 32.7% (423 fewer crimes) on the same period in 2018/19.

The introduction of Domestic Abuse Scotland Act (DASA) classification is likely to be a contributing factor in the reduction from 2018/19 with a number of crimes previously recorded as stalking now recorded against this new classification.

Drunkness and other disorderly conduct

The number of recorded offences in 2019/20 is 5,234, which is down 22.8% (1,546 fewer offences) on last year and down 71.4% (13,059 fewer offences) on the five year mean.




Numerically, the biggest reduction was offences for consuming alcohol in a designated place bye-laws. This is down 1,144 offences (21.3%) compared to 2018/19. Significantly, this is down 73.1% (11,485) offences compared to the five year mean. A contributory factor over the five years has been a change in Police Scotland's policing style and performance culture that has adopted a more balanced approach of education versus enforcement.

Drunk and incapable offences were down 49.9% (190 fewer offences) compared to last year and down 84.9% (1,077 fewer offences) compared to the five year mean.

The significant decrease on the five year mean can be mostly attributed to a change in Force policy. This involved treating certain drunk and disorderly incidents as a health and welfare issue rather than a criminal matter. In 2016 recorded police warnings were introduced as an alternative to reports going to the Procurator Fiscal.

Detection rates for this category are high, ranging from 99.1% in 2018/19 to 100.0% in 2019/20.

Group 7: Offences relating to Motor Vehicles

	Group 7 Offences Recorded	Group 7 Offences Detections	Group 7 Offences Detection Rate
			
Apr – Mar 19/20	121,907	109,345	89.7%
Apr – Mar 18/19	117,600	106,464	90.5%
% change from 18/19	3.7%	2.7%	-0.8% point change
% change from 5 year mean	-19.0%	-23.7%	-5.5% point change

Overall Group 7 offences relating to motor vehicles have increased by 3.7% (4,307 more offences) from 2018/19. Detections have also increased by 2.7% (2,881 more detections) resulting in a slight decrease in the overall detection rate compared to last year.

The number of offences are down 19.0% against the five year mean. This is as a result of a change in the performance culture and the adoption of a more balanced educational and enforcement approach. This has resulted in a decline in the number of higher volume areas of speeding, mobile phone and seat belt offences.

As most Group 7 offences result from police pro-activity, the detection rate has been consistently high, averaging 95.2% over the last five years. The fall in overall Group 7 detection rate against the five year mean can largely be explained by the introduction of new drug driving legislation and a change in recording practise for accident offences within other Group 7 crimes as detailed below.

Speeding Offences

Speeding offences have increased by 3.9% (1,072 more offences) in comparison to last year. The vast majority of these offences are detected and the detection rate has held steady between 99.9% and 100% over the last five years.

Road policing along with local policing carry out focussed road safety campaigns throughout the year, one of which is aimed at targeting those who drive at inappropriate speeds both on our rural and urban roads. Working collaboratively and understanding local issues and complaints provides a focused approach to target speeding in problem areas, providing public reassurance whilst dealing with offenders proportionately and appropriately.

Between 17 and 23 February 2020, Police Scotland supported by the Safety Camera Unit carried out a speeding, seat belt, and use of mobile phone campaign. Focussing on impacting driver behaviour, the campaign was augmented by a media campaign. Officers detected 304 speeding offences, 24 seat belt offences and 21 mobile phone offences. The Safety Camera Unit detected 1,384 speeding offences.

Insurance Offences

Insurance offences have increased by 5.5% (800 more offences) in comparison to last year. The detection rate of 98.9% is exactly in line with the five year mean and the 2018/19 figure.

Working closely with the Motor Insurance Bureau (MIB) throughout the year, road policing can target 'no insurance' hot spots. The increase in detections of uninsured drivers can be attributed to this partnership. MIB have also extended their Police Helpline opening hours to allow officers access to the MIB database thus increasing the possibility of detecting an offender.

Police Scotland, in collaboration with the MIB undertook a national (Scotland) Motor Insurance Enforcement Week of Action from 20 to 26 January 2020. The campaign saw a week of enhanced enforcement action to detect and, where appropriate, seize uninsured drivers' vehicles and tackle associated offences.

During the week of action, 3,877 vehicles were stopped and checked by Road Policing officers, with a total of 271 uninsured vehicles being detected, of which 113 were seized.

Drink / Drug Driving Offences

Drink / drug driving offences have increased by 12.9% (751 more offences) from last year. The new drug driving legislation and roadside testing, introduced in October 2019, accounts for 616 of this increase in offences.

Detection rates have fallen to 91.1% (down by 7.9% compared to both last year and the 5 year mean). This has resulted from the new drug driving legislation, as detections can only be recorded once forensic testing has been completed.

Other Group 7 Offences

Other Group 7 offences have increased by 5.0% (1,369 more offences) from last year, driven largely by an increase in accident offences which have increased by 6.2% (894 more offences).

These accident offences relate to 'hit and run' incidents and due to a change in recording practise have almost doubled since 2016/17 from 8,629 to 15,503 in 2019/20 while the detection rate has fallen from 53.8% to 33.6% over the same period.

Additionally, a change in operational procedures in August 2016 resulted in police officers no longer attending non-injury collisions.

Our contact centres now deal with reports of non-injury collision and subsequently raise a crime report for investigation, if required, rather than being dealt with at the scene. The nature of this type of offence leads to lower detection rates and it is likely they will remain around current levels going forward, negatively affecting the overall Group 7 detection rate compared to prior periods.

Operation TALLA – Police Scotland COVID-19 Response

Strategic Outcome:

The needs of local communities are addressed through effective service delivery.

Strategic Outcome:

Our people are supported through a positive working environment enabling them to serve the public.

Operation TALLA is the Police Scotland planning operation that has been established to ensure appropriate plans are in place to deliver a full response to the evolving situation and support the organisation's and society's return to normal. Command structures were established in February 2020 and the following strategic objectives have been set:

Objective 1: To maintain critical policing functions to best serve changing public needs, through ensuring the impact of officer and staff absences are mitigated and the needs of the public are met.

Objective 2: To protect and support our officers and staff, safeguarding their health, safety and wellbeing, through the provision of appropriate PPE, hygiene products and other relevant equipment.

Objective 3: To work in partnership in providing an appropriate policing response at strategic, tactical and operational level, including to any incidents involving the coronavirus.

Objective 4: Maintain officer, staff and public trust and confidence through effective, pro-active internal and external communications.

Objective 5: Supporting partners as part of Resilience arrangements to mitigate the impacts of COVID-19 and to safeguard community resilience and cohesion, whilst promoting a return to the new normality, as soon as reasonably practicable.

Objective 6: Monitor and respond appropriately to any community tensions and ensure all 'Operation TALLA' related activities are consistent with EQHRIA principles and are underpinned by a sound legal framework.

Objective 7: Being able to respond dynamically to the rapidly changing situation and supporting organisational learning.

Objective 8: To undertake financial planning, budgeting and monitoring to ensure that the financial impact of the organisation responding to the new demands of operating in a Covid-19 environment can be understood, managed, whilst ensuring that financial control, governance and discipline are maintained throughout this response.

These objectives have been incorporated into the refreshed Performance Framework for 2020/21 and will feature in future quarterly reports.

Police Scotland is analysing all data at its disposal to understand the impact of lockdown and is liaising with law enforcement colleagues in the UK and across Europe to identify threats and risks that may emerge once restrictions are lifted.

It is evident what types of crime and incidents have reduced since the beginning of March and it is reasonable to assume that there will be an increase in a variety of criminal behaviour in the coming months, e.g. theft by shoplifting. It is also reasonable to anticipate that there will be crimes reported to the police that have occurred during the lockdown period, e.g. domestic abuse.

Police Scotland is undertaking a weekly intelligence threat assessment to support planning and preparation that will address emerging issues that may impact on individuals, commercial premises or communities.

The following information is provided to give an overview of the changing demands faced by Police Scotland since the UK Government laid out its initial plans to tackle the outbreak on 03 March 2020 and the impact lockdown has had since that was imposed on 24 March 2020.

Demand

The majority of public demand placed upon the police is driven by calls requesting assistance for a variety of reasons. Due to social distancing and the Government imposed lockdown, the nature of some of these demands have changed. The volume of calls being received from the public has varied since the beginning of the outbreak of the pandemic.

In March 2020, calls to 101 (non-emergency) showed a slight increase of 1.6% from last year, from 158,828 to 161,314 calls. Whilst the number of 999 emergency calls have seen a larger increase of 5.4% from 48,825 to 51,460 calls.

Between 01 April and 20 April 2020, calls to 101 (non-emergency) showed an increase of 3.6% from last year, growing from 105,578 to 109,364 calls. In the same period, the number of 999 emergency calls have seen a significant decrease of 15.9% (5,137 fewer calls), falling from 32,332 to 27,195.

Whilst there has been a general decline in demand on 999 calls, notably on 20 March 2020 there was an increased demand of 17% over the forecast figure following UK / Scottish Government announcements regarding closures of Licensed Premises etc.

During the week of 23 - 29 March 2020, 101 calls had increased 5.0% all when compared to the previous week. This 5% spike was observed followed the public announcements by both UK and Scottish Governments to introduce the lockdown by social distancing and closure of public places. A large number of these calls refer to members of the public being unsure of social distancing guidance.

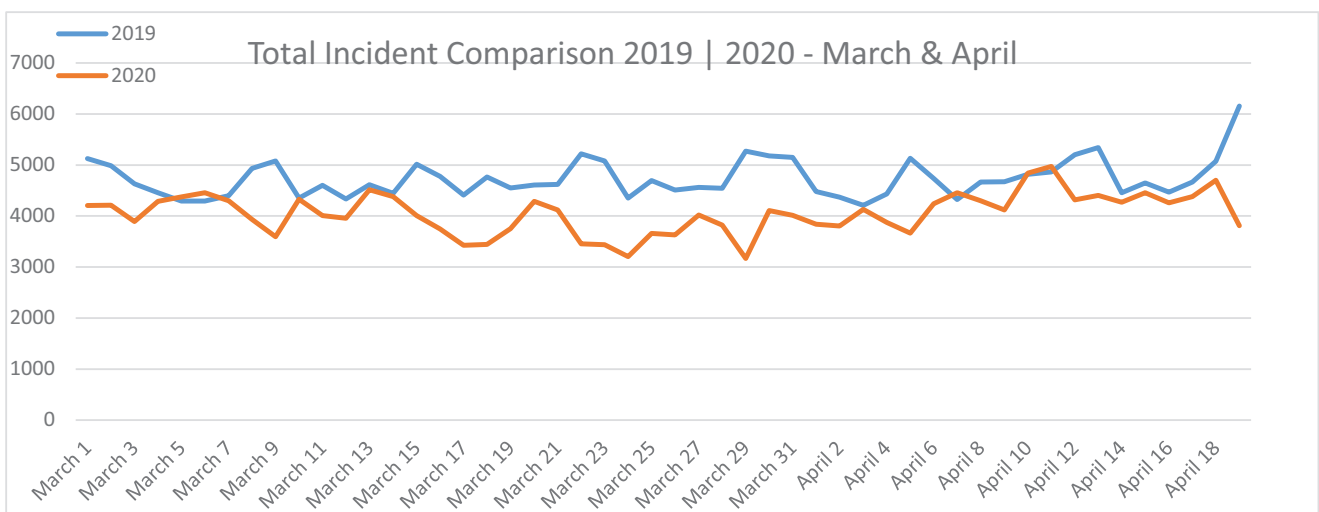
This trend of falling calls and a spike in volume after Government announcements are reflected across the UK. We have shared our experience with other UK Police Forces and with NHS24.

An increase in emails being received via the C3 managed Contact-us channel has also been noted. This has shown significant demand over the period.

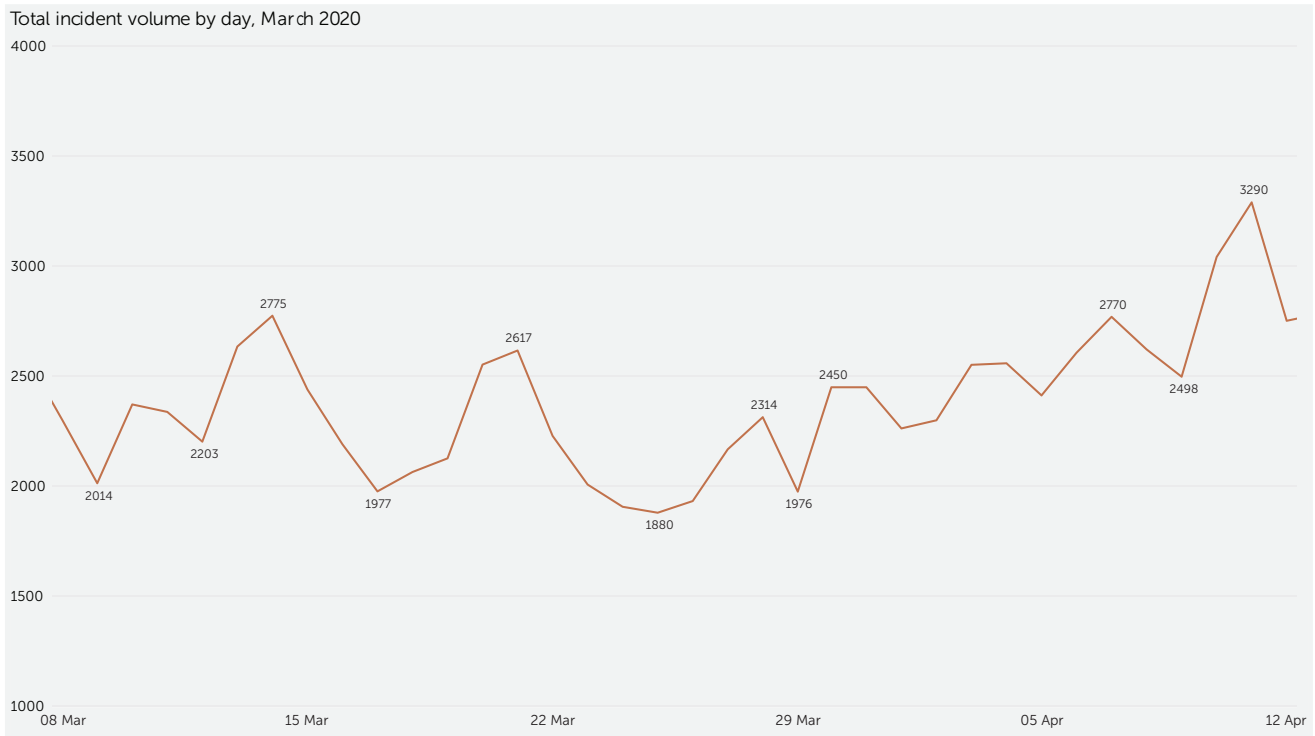
Social distancing and deep cleaning programmes across C3 sites have been key areas of activity to minimise absences and provide staff reassurance as the vast majority of staff are unable to work from home, given the nature of system access required to perform these roles.

Police Incidents

The following graph illustrates the volume of incidents which were created by Police Scotland’s Command and Control Division between 03 March and 19 April 2020 compared with the same period the previous year, the majority of these result from calls from the public already described.



The following graph shows incident volumes from 08 March until 13 April 2020:



The two spikes in incident volume prior to 24 March 2020 are indicative of expected increased activity at weekends. Since the low point at the beginning of lockdown there has been a steady increase in the volume of incidents with the exception of Sunday 29 March that saw a reduction. This upward trend is as a result of the increase in public nuisance and anti-social behaviour related calls.

The substantial rise in incident volume on the 11 April 2020 is a result of increased public nuisance calls; this amounted to 1,104 calls as a likely consequence of increased social activity during the good weather and holiday weekend.

It is reasonable to expect exacerbated spikes in public nuisance incident types during the extended lockdown period and subsequent expected period of social distancing.

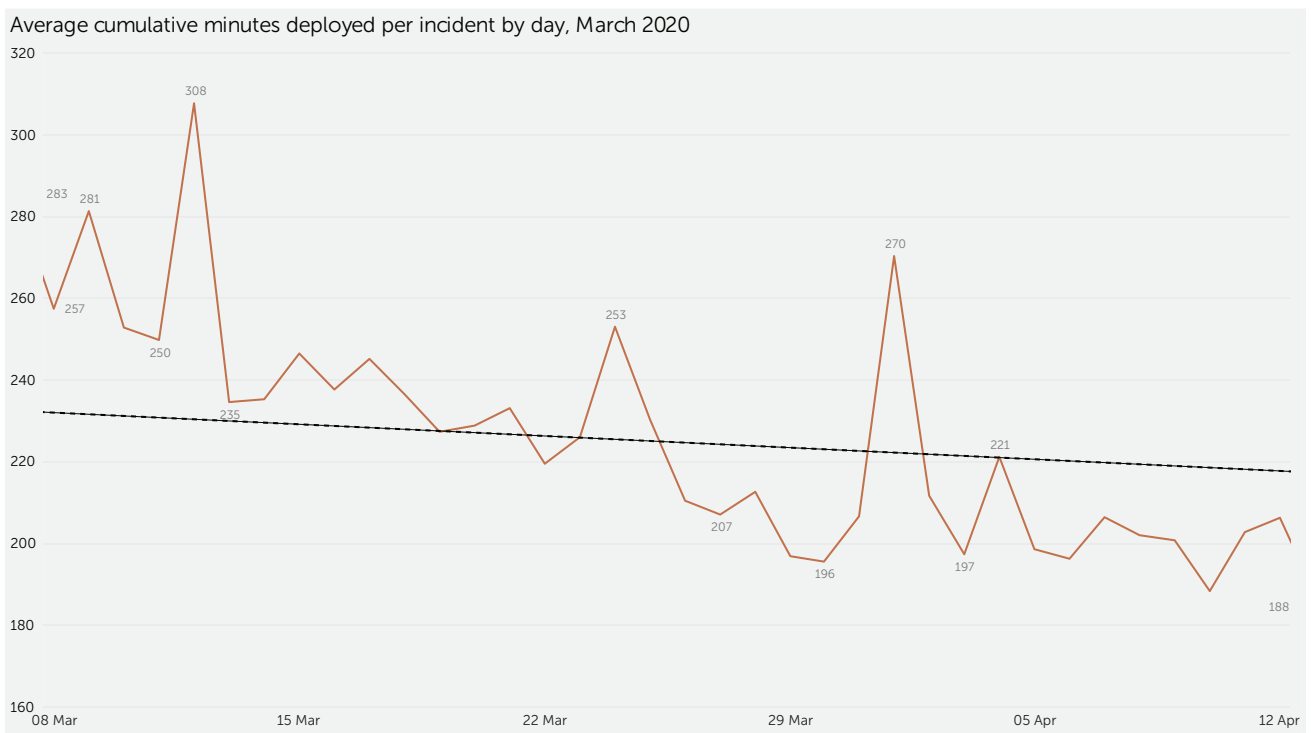
In terms of the overall reduction in incidents in comparison to last year the table below summarises the key changes:

24 March – 13 April, inclusive	2019/20	2020/21	% Change
Transport related incidents	11,617	4,803	-58.7%
Public welfare related incidents	18,027	13,807	-23.4%
Public safety related incidents	2,827	1,830	-35.3%
Total public welfare and public safety	20,854	15,637	-25.0%

With effect from 25 March 2020 a revised operational model was implemented to support social distancing and protects the health and wellbeing of police officers and members of the public.

This approach maximised the non-attendance resolution of calls, subject to threat, harm, risk, investigation, vulnerability and engagement (THRIVE) assessments, to ensure proportionate policing responses were applied to address individual needs.

The following graph averages total police officer deployments to incidents in terms of minutes engaged with each call. The average time spent at an incident reduced from a historically-relative stable figure of 260 minutes down the region of 200 to 210 minutes, and is trending lower.



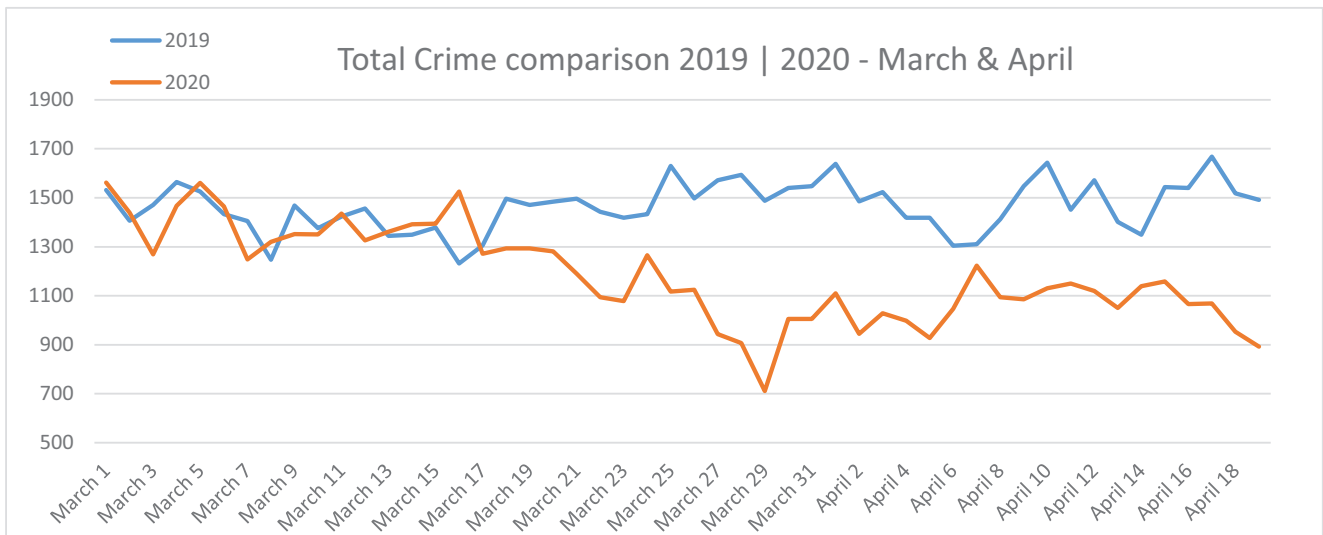
The main factors are the nature / type of incident being attended and the application of social distancing measures coupled with the management of resources during the outbreak where there may be less officers attending individual incidents than normal.

Crime

During non COVID-19 times, crime volumes typically follow a similar pattern to incidents, however during the time period being examined we have recorded a lower volume of crime to incident ratio than normal.

This will be as a result of a number of factors which will require more detailed analysis over the coming weeks and months, the reduction in high volume crime such as Group 7 (predominately road traffic crimes and offences) due to self-isolation and people working from home, will impact on level of overall crime recorded.

The below graph shows total crime across all crime groups over the COVID-19 period, with an especially pronounced decline following lockdown measures being put in place on 24 March 2020.



This table reflects the changes in key crime types during the first three weeks of lockdown:

24 March – 13 April, inclusive	2019/20	2020/21	% Change
Murders/Culpable Homicide	1	4	300.0%
Serious Assault	232	134	-42.2%
Robberies	93	93	0.0%
Theft by shoplifting	2,002	914	-54.3%
Domestic housebreakings	382	262	-31.4%
Non-domestic housebreakings	116	170	46.6%

Homicides

Analysis reveals that since the COVID-19 Lockdown period began on 24 March until 13 April 2020 there have been four homicides across Scotland; three occurring outdoors in a public place and one within a domestic dwelling. This is an increase of three from the same period last year.

All homicides were detected within the first 24 hours of the death occurring. This highlights Police Scotland's resilience and continued commitment to investigate such crimes rigorously and timeously despite the ongoing challenges presented by COVID-19 restrictions.

Analysis over the last five years tells us that indoor homicides account for over half of the annual rate with the majority of these taking place within domestic dwellings. A combination of unregulated alcohol consumption and private, unsupervised locations where there is ready access to bladed weapons, can create the environments for homicides to occur.

It is recognised that current COVID-19 restrictions heighten the prevalence of such environments and that significant challenges exist in pro-actively policing private, indoor space. It is hoped that continued media campaigns will reach vulnerable groups behind closed doors and contribute to the ongoing public reassurance that a policing presence still exists despite the ongoing pandemic.

Domestic Abuse

Specialist Crime Division Public Protection has issued national guidance and the Domestic Abuse Coordination Unit has actively engaged with Local Policing Divisions, to ensure the policing response to domestic abuse remains a priority in accordance with the revised Lord Advocates Guidelines and the Joint Protocol with COPFS.

There are significant concerns held by Police and partner organisations, around the impact and heightened risk to victims and families due to them following government guidance and enforced periods of isolation.

Police and partner data indicates perpetrator tactics are adapting to prevent or restrict opportunities for victims to seek help or support. Partner agency information further indicates victims are unlikely or unwilling to contact police due to the misapprehension that Police Scotland are 'already busy' and unable to engage.

In collaboration with the Scottish Government Corporate Communications, we are participating in a joint media campaign, led by the Cabinet Secretary for Justice, which reinforces messages to victims and perpetrators that domestic abuse remains a priority and will be responded to appropriately. Police Scotland has also collaborated with key stakeholders to promote a wider joint communications strategy with identified key messages.

Fraud

Police Scotland is advising the public to be cautious of strangers offering bogus services during the coronavirus (COVID-19) pandemic.

Social distancing and self-isolation mean more people than usual are in their homes. This presents an ideal opportunity for criminals to take advantage of elderly and vulnerable people, in particular.

Across the UK there is evidence fraudsters are increasingly targeting members of the public, as well as organisations of all sizes, with emails, texts, telephone calls and social media messages offering advice and treatments for coronavirus (COVID-19).

Scammers have set up fake websites to sell products and offer so-called cures or testing kits, as well as requesting

donations to help victims. In some instances, cold callers have contacted organisations suggesting a legal requirement to have certain measures in place by a specific deadline.

Police Scotland is working with a number of partners on the 'Shut Out Scammers' campaign to signpost the public to relevant prevention advice and support services. These include: Trading Standards Scotland; Advice Direct Scotland; Neighbourhood Watch Alert; Age Scotland and the Scottish Fire and Rescue Service.

Police Scotland has also supported the national campaign 'Take Five to Stop Fraud'.

Emergency Legislation

The Coronavirus Act 2020 was given Royal Assent on 25 March 2020. The powers contained within that Act that relate to Scotland are contained under Schedules 21 & 22. Those schedules can be separated into two distinct areas:

- Schedule 21 - Powers relating to potentially infectious persons
- Schedule 22 - Powers relating to events, gatherings and premises

The Health Protection (Coronavirus) (Restrictions) (Scotland) Regulations 2020 were also approved in the Scottish Parliament on 26 March 2020. These powers allow officers to deal with issues relating to:

- A requirement for certain premises and businesses to close during the emergency
- Restrictions on the movement of people and gatherings

The following table summarises police action taken since the additional powers came in to place up to 0700hrs on Thursday 23 April 2020:

Type of Interventions	Number
Premises Closed	26
Premises where intervention was required	40
Medical detention	12
Dispersals after being informed and requested (occasions)	4,640
Dispersals after being informed, requested and instructed (occasions)	1,348
People returned home using reasonable force	111
Fixed Penalty Notices Issued	1,637
Arrests	78
Total interventions	7,892

Note: Figures are indicative management information and may be subject to change. They should not be considered as Official Statistics.

John Scott QC has been commissioned by the Chief Constable to review Police Scotland's use of new emergency powers to respond to the coronavirus outbreak. The respected human rights lawyer will chair a group to provide independent scrutiny of how officers and staff are applying new legislation. This will complement the statutory scrutiny that the independent HM Chief Inspector of Constabulary for Scotland and the Scottish Police Authority are bringing to this issue.

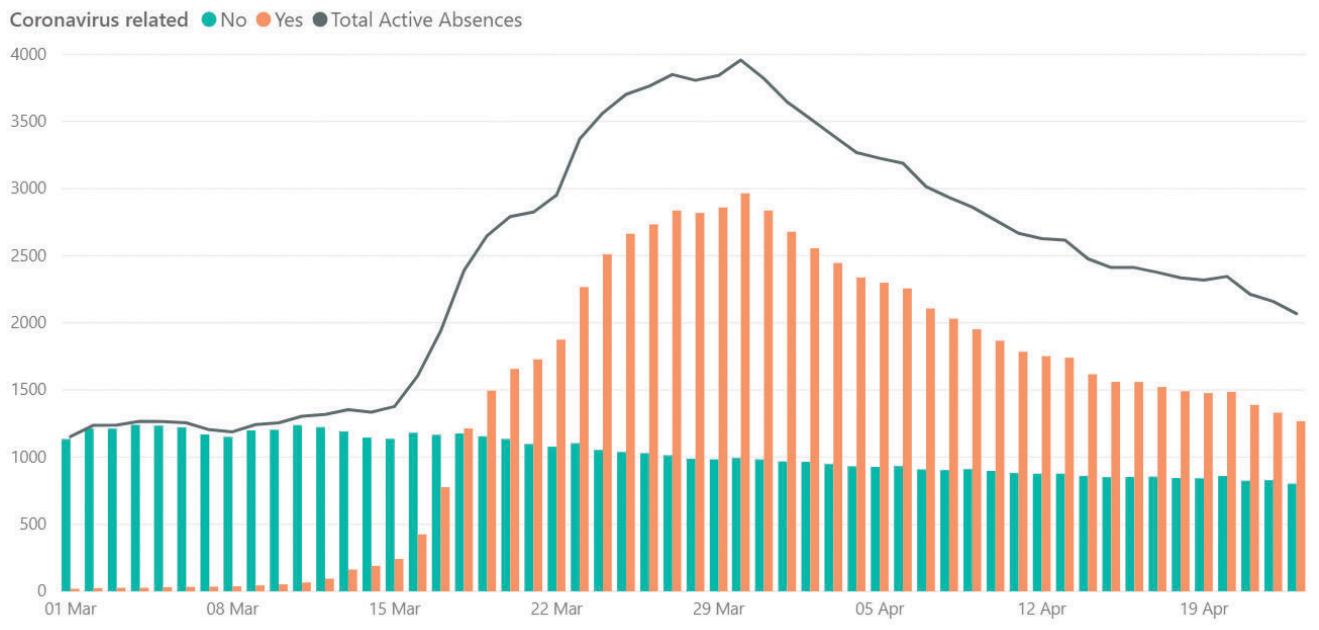
Workforce / Resourcing

Part of Operation TALLA is to continually review and monitor workforce availability and ensure measures are put in place to minimise the impact of officer and staff absences.

Total medical absences and COVID-19 related absences follow a near identical trend since 01 March 2020, with total absences peaking at 3,958 on 30 March 2020, 2,965 of which were COVID-19 related. The number of absences have fallen day on day since this peak.

The graph below shows the total number of active absences by day over the COVID-19 period. Below the line that depicts the total number of absences the bar chart illustrates the absences that were coronavirus related compared against normal absences for each day.

Active Absences 01/03/20 – 23/04/20, updated at 7:00



This reduction in availability of police officers is balanced by the reduction of abstractions for other matters such as 'events' (football, concerts etc.); this has freed up officer capacity thus maximising our ability to use resources for attending incidents and deal with core policing activities.

During the peak absence on 30 March 2020 there were 73.1% of officers and 70.2% of staff available for duty.

This compares to the availability of officers and staff on 23 April 2020 when 84.6% of officers and 83.1% of staff were available for duty.

As of 07 April 2020, Police Scotland has supported the Scottish Government led antigen testing programme. The testing criteria has allowed Police Scotland to refer police staff and police officers for testing provided they are displaying COVID-19 symptoms. This also covered any symptomatic household members including children between the ages of 5-18.

This was done at designated testing centres and sites throughout Scotland.

From 07 April and 06 May 2020 Police Scotland has benefited from 1033 tests being conducted, which has contributed to individuals own safety and wellbeing and supported an early return to work where appropriate.

Special Constables

In March 2020, Police Scotland contacted all 520 Special Constables and wrote to their employers to seek support during this unprecedented period of demand.

A quarter of all of Special Constables immediately made contact to offer their support and increase their commitment, substantially in many cases, while more than 40 employers have granted their employees leave in order to perform their Specials role.

Over the past three weeks, around 140 Specials have undertaken 885 shifts amounting to more than 7,500 hours.

The Volunteer Co-ordination Unit was also contacted by a number of Specials offering to live away from home so that they can provide full-time commitment to their role.

In addition, a number of Special Constables who have not volunteered in recent months have also sought urgent re-training so that they can be deployed, while some Specials who are already keyworkers in their full-time profession have still offered to work additional hours for Police Scotland.

Personal Protection Equipment (PPE)

A central component to the Operation TALLA response is the provision of appropriate PPE, hygiene products and other relevant equipment to police officers and police staff.

Police Scotland has adopted a robust purchasing strategy that is informed by analytical projections up the end of this calendar year.

Distribution of PPE is being coordinated from five regional hubs in:

- Aberdeen
- Inverness

- Dundee
- Edinburgh
- Jackton

Prior to being issued with FFP3 face masks officers need to be fitted and trained in its use. To do this a specific machine is required to fit officers. Police Scotland has quadrupled the number of these machines to enable training to be delivered locally.

As of 20 April 2020, a total of 8,000 frontline officers had been trained, 7000 of which were done over five weeks. Due to the increased capacity created from the additional fitting machines up to 450 officers can be trained per day. Training will continue to ensure as many as possible frontline officers and staff are trained and equipped with the appropriate PPE.

In the meantime, prior to deploying officers to an incident a threat and risk assessment is undertaken to establish if there is an increased risk of exposure to COVID-19.

If there is an identified risk, only local policing resources with appropriate PPE will be deployed and if necessary supplemented by appropriately kitted out Operational Support or Flexi-Unit resources.

As PPE is generally single use it is essential that personal issue equipment is replaced as soon as possible. Police Scotland has adopted an automated process to support the replacement of equipment within 24hrs once it is reported as having been used.

PPE supplies remain a challenge to source and maintain, but Police Scotland is taking a collaborative approach with Force in England and Wales through the National Police Chiefs Council (NPCC).

Partnerships

Safer Communities Division is engaged with a variety of partners and diverse communities to monitor community tensions and improve accessibility and methods of reporting Hate Crime. For example, the team supported introduction of a virtual Third Party Reporting site (TPR) for the Scottish Chinese Professionals network, and consultation is ongoing with Scottish Government (SG) to identify opportunity for wider virtual reporting methods through existing Third Party Reporting centres.

Work is ongoing with the SG Gypsy Traveller (GT) group; contributing towards a revised framework around engagement during COVID-19.

Collaboration with the National Autistic Society co-produced specific guidance for frontline staff.

Revisions have been made to the Equality and Human Rights Impact Assessment (EqHRIA) process to improve compliance while responding to dynamic operational requirements. The National Independent Strategic Advisory Group (NISAG) is supporting the command structure as appropriate. Safer Communities is engaging with our Muslim communities around Ramadhan which commenced on 23 April 2020, concluding on 23 May 2020.

A COVID-19 specific 'Substance Harm, bulletin has been prepared to highlight any changes in drug supply / type / trends / risks and assist with information sharing and harm prevention efforts with national and local partners. Liaison is ongoing with Public Health Scotland regarding data sharing and development of a Public Health Surveillance model.

Cyber Prevention team is working to support people with learning and physical disabilities through Lead Scotland and Learning Link Scotland with a podcast developed with the Action Group (Edinburgh) focussing on online safety.

Discussion is ongoing with the SG Distress Brief Intervention (DBI) Programme Board to assist in the creation of a national DBI telephone and mental health service which was provided with £1 million investment by SG on Friday 17 April. We are supporting the SG "Clear your mind" campaign and also the introduction of #Our Frontline which is 24/7 service providing support to all frontline workers.

From a Public Protection perspective, engagement is ongoing with SG, SOLACE and COSLA at strategic meetings which includes senior representation from Social Work Scotland, Health and Education, to develop plans to continue to address emerging risk and inform Chief Officer Groups development of recovery plans.

This includes consideration of expected surge demand when lockdown restrictions are eased and vulnerable children and adults become 'visible' again to professional agencies/partners.

Collaboration with SG produced a national campaign about domestic abuse which includes distribution of material across the force area and messaging on various media platforms. The broader safety messaging included an 'eyes and ears open' theme that "not every adult and child is safe at home" on social media. Consideration is being given to a similar UK wide campaign with an eyes and ears open theme to encourage reporting of concerns.

Engagement is ongoing with the Care Inspectorate and Public Health Scotland in respect of Care Home settings.

Work with relevant partners has shaped an intelligence request in respect of the risks of Human Trafficking and Exploitation to capture information around currently 'invisible' potential victims of trafficking and those vulnerable to either labour or sexual exploitation in the current circumstances. We have also engaged the organisations responsible for online advertising of off street prostitution to ensure appropriate messaging consistent with that published by NPCC.

Local Policing Commanders are actively engaging with partners in their divisional areas to maximise joint working during this crisis. This extends from Local Resilience Partnerships into a host of activities to support those more vulnerable to isolation, minority communities, and health and social care partnerships.

Public Confidence

Strategic Outcome:

Public and communities are engaged, involved and have confidence in policing.

Policing approaches have been adapted to continue to deliver an effective service to communities during the response to the COVID-19 pandemic. This has been necessary to protect the safety and wellbeing of police officers, police staff and the public. This period has also seen the implementation of new legislation that gives police officers a range of unprecedented new powers.

Public engagement is essential to making our services accessible, responsive and relevant to a changing Scotland, and is linked to public confidence and trust in policing. To track public confidence and opinion on how we are handling the coronavirus Covid-19 lockdown, we have refreshed our local police survey (Your Police) and User Experience Survey.

Your Police survey has been refreshed with questions specific to the approach to policing Covid-19 lockdown, concerns about crime, perceptions of and confidence in local police. It asks open-ended questions to understand what matters most to people and communities, what they think police are doing well in their area and what could be better. The survey went live on 9 April 2020 and as of 30 April received a total 11,495 responses

and 22,680 free text comments. Initial findings have indicated that approximately two-thirds of respondents have confidence in their local police.

Both surveys will stay open to continue to keep the public engaged and involved in policing. The data will be continually analysed to support the organisation and operational policing to shape how we do things, responding to local issues and concerns, and where people might need additional support. Monthly reports will be provided with the in-depth insights and actions taken by the organisation and operational policing to support communities and respond to their feedback during the Coronavirus (Covid-19) pandemic. The results will feature in the next reporting cycle.

Levels of Participation in Public Engagement Initiatives

In the past six months, four public engagement initiatives took place and were hosted on Police Scotland Consultation hub. This included:

- Consultation on the Joint Strategy for Policing
- Your Police 2019 survey
- Children and young people engagement
- Survey on Police Scotland Football Engagement Strategy

Overall, we received over **21,500 responses** for these four engagement initiatives which shows a great level of public and partner participation.

Objective: Use insights and feedback to shape and improve our services.

Public Consultation on the Joint Strategy for Policing

The public consultation on the Joint Strategy for Policing - Policing for a safe, protected and resilient Scotland - took place between 20 January and 02 March 2020.

The Scottish Police Authority and Police Scotland wanted to gather the views of the communities of Scotland on the long-term strategic direction of policing. An online consultation was launched to support ongoing conversations. Feedback was captured online using Police Scotland Consultation hub platform, and through written feedback.

Through this consultation, we wanted to hear what the public and partners think about the future vision that is developed and described in the Joint Strategy.

In total, the consultation received **1,451 responses** – 91% of these responses were from individuals and 8% were from organisations.

These responses included **2,455 free text responses**. These provided a more in-depth understanding of respondents' views. Comments were reviewed against the draft Joint Strategy for Policing, enabling changes to be made based on the respondents' feedback.

Overall, there was a strong level of support for the approach set out. This provided Police Scotland and Scottish Police Authority with the assurance that these approaches have support and confidence from the public and partners.

The percentage of respondents who 'agreed' or 'strongly agreed' were:

- Outcome 1: Keeping people safe – **80%**
- Outcome 2: Communities are at the heart of policing – **76%**
- Outcome 3: How we involve you – **75%**
- Outcome 4: Supporting our people – **75%**
- Outcome 5: Sustainable policing for the future – **70%**

In addition to these insights, feedback from key partners was also considered before the plan was finalised and approved by the Scottish Police Authority on 25 March 2020. The comments received will also inform future strategic work, such as Police Scotland's approach to cybercrime and the environment.

A public update including the final strategy, summary report of the consultation and an Equality and Human Rights Impact Assessment summary can be found on the Police Scotland Consultation hub website: <https://consult.scotland.police.uk/consultation/policingforscotland/>

Objective: Improve the reach of our public and community engagement initiatives.

Your Police Survey – Perceptions, Experience and Expectations of Local Policing

From 12 November to 31 December 2019, Your Police Survey asked the public and organisations what issues the police should prioritise in local areas; the questions explored:

- Feelings of safety in own area
- Concern about crime in local area and how local police can address
- People's priorities for local policing
- Experience of contacting and engaging with the police
- How people would like to engage with local police in the future

The survey gained an in-depth understanding and insights into local requirements that were used to inform Local Policing Plans.

The survey received **11,655 responses** from across Scotland, 316 of which were from local organisations. Over **8,000 open text responses** were received, providing significant qualitative insights.



KEY STATS - DEMOGRAPHICS

- 58% of respondents identified as female
- 32% of respondents were under the age of 40. There was a strong response rates from 20-29 year olds and 30-39 year olds.
- One in ten of survey respondents considered themselves to have a disability or a long-term health condition
- 4% of respondents were from LGBT+ groups
- 7% of respondents were from BME (Black or Minority Ethnic) groups

The full public report can be found on Police Scotland consultation hub website: <https://consult.scotland.police.uk/surveys/your-police/> - the following is a summary of the responses:



KEY STATS

Top five priorities for local policing were:

- Road safety, including speeding and dangerous driving
- Homes being broken into
- Selling or using drugs
- Rowdy drunken behaviour in public places
- Violent crime, including murder, robbery or mugging

Safety

- A majority (88%) of respondents felt either 'very safe' or 'fairly safe' in their area.
- Almost half (46%) of respondents reported that their concern about crime has increased either 'a little' or 'a lot' in the past 12 months.

Local policing

- 42% of respondents agreed or strongly agreed that the police listen to the concerns of local people.
- A third of respondents agreed or strongly agreed that police deal with issues that affect their local area.
- 48% of respondents agreed or strongly agreed that they had confidence in local police.

Accessing information about police

- 19% of respondents reported that they did not currently access any information about policing.
- Almost a quarter (24%) of respondents would like the police to provide information about local community plans.

Your Police Survey re-opened in April 2020; this will be open for a year to encourage ongoing conversations and engagement in local areas to track levels of satisfaction and public confidence and includes specific questions to gauge people's feeling of safety, perceptions and experience of policing in their local area.

As previously described, the survey has been updated to include questions relating to policing approaches to COVID-19 and lockdown so that Police Scotland can measure and respond to public perceptions and experience during these challenging times.

Objective: Maintain and enhance public and community (user) satisfaction

User Experience Survey

In January 2020, a redesigned and refreshed approach to understanding public experience with Police Scotland services was launched; this replaced the previous User Satisfaction Survey process. The revised User Experience Survey aims to evaluate our performance and effectiveness.

Every month, a random sample of people who have interacted with Police Scotland to report an incident and / or crime are contacted to share their opinion about the service they have received. These are now conducted by an external agency to ensure the validity and robustness of research and insight quality.

The refreshed question set captures user satisfaction with:

- initial contact
- treatment by attending officers
- ease of contacting the police
- how well staff understood user needs
- if they were provided with an appropriate response
- what was good about the experience
- what could've been better
- overall satisfaction with police service

The revised surveys are accessible, relevant and meaningful for the public. This includes using plain English and simplified wording of questions, with the accessibility of the question set being continuously monitored.

Police Scotland has reviewed the approach to monitor public confidence and service experience for the duration of the COVID-19 response period. The question set has been revised to enable us to continue to measure experience of the police service and any emerging issues during the pandemic.

During COVID-19, the surveys are administered through SMS text survey as an interim measure. The survey asks callers about their experience of contacting us and the police response provided to them.

These approaches support Police Scotland to capture a range of insights to help understand how the public are experiencing police services during the lockdown period. This feedback will support operational policing on ongoing basis.

An in-depth report will be forthcoming and reported in the next quarter.

The following is a summary of the insight gained for the quarter January to March 2020.



KEY STATS

Contact

- Respondents reported Police Scotland was easy to contact. A majority (90%, 3,147) of survey respondents found Police Scotland was easy or very easy to contact.
- Respondents were satisfied with the way they were treated during initial contact. A majority (95%, 3,307) of survey respondents reported that they were either very satisfied or satisfied with the way they were treated by Police Scotland during initial contact (999/101 phone call or email).

Responding to incidents

- Respondents felt that Police Scotland understood and provided an appropriate response to the incidents they reported. A majority (94%, 3,269) of respondents felt that staff understood what they needed and a majority (78%, 2,708) reported that the police provided an appropriate response to this incident.
- Respondents were satisfied with the way they were treated by officers. A majority (92%, 1,886) of respondents were either satisfied or very satisfied with the way they were treated by officers who handled the incident.

Overall Satisfaction

- Respondents were satisfied with Police Scotland. Based on their overall experience, a majority (83%, 2,914) of respondents were either very satisfied or satisfied with Police Scotland.

Complaints About the Police

The Professional Standards Department (PSD) have established a process to identify all complaints relating to COVID-19.

Between 25 March and 17 April 2020, 128 complaint cases have been recorded in relation to COVID-19.

The PSD National Complaint Assessment and Resolution Unit (NCARU) has resolved 66.4% by Frontline Resolution (FLR) through simple explanation, assurance or apology.

PSD are identifying the themes emanating from complaints and share these with the Operation TALLA Communications team, to inform the continual reinforcement of positive guidance and messaging to assist operational officers in the discharge of their duties during the current restrictions. Key themes identified thus far are:

- Quality of Service allegations: officers failing to social distance (from other officers or from the public), failing to enforce breaches of social distancing by the public and not wearing PPE.
- Allegations of incivility: officers have attempted to engage with individuals regarding their presence in a public place.

To ease the burden of complaint handling at divisional level, PSD are endeavouring to retain where possible, all complaints. The following table provides an overview of complaints between April 2019 and March 2020.

The following table provides an overview of complaints between April 2019 and March 2020:



KEY STATS

April to March 2019/20

- 6,278 total complaints received – up 4.6% from 2018/19 (6,001 complaints). Average number of complaints received over five years remains consistent.
- Complaints received equates to 1 complaint per 412 calls received.
- 9,668 total allegations recorded – down 3.7% from the same period 2018/19 (10,039 allegations).
- Of the 9,578 total of allegations closed, 9.5% were upheld.
- 2,617 complaints (41.7%) resolved by FLR at PSD (2,379 same period 2018/19)
- PIRC have conducted 218 Complaint Handling Reviews (CHR), this equates to only 3.5% of all complaints
- Of the 218 CHRs conducted by PIRC, 830 allegations were considered. 523 (63%) were assessed to have been handled to a reasonable standard – up 15.8% from the same period 2018/19.
- Police Scotland made 250 referrals to the Police Investigations & Review Commissioner (PIRC). Of these, 66 resulted in an investigation (26.4%). Through these investigations PIRC made 16 recommendations.

Notes:

1. Allegation outcomes (e.g. upheld) are based on closed allegations within the year to date period. Closure dates vary from the received dates, therefore closed and received data may not be directly comparable.

2. Frontline Resolution (FLR) is where a complaint can be resolved by simple explanation, assurance or apology, without the need to progress through the full complaint process and is applied to complaints which are non-criminal, non-complex and non-serious in nature. Within PSD, FLR is conducted via the National Complaint Assessment and Resolution Hubs (East, West and North) who assess all complaints and where appropriate will contact the complainer and attempt to resolve.

Within the last quarter, PIRC issued 48 recommendations and 6 learning points in relation to CHRs. A summary of the actions taken in response include the following:

- All Custody Sergeants and PCs/PCSOs were reminded of the requirement to complete VPD checks. A request has been raised by CJSD that the audit checklist is amended, allowing Cluster Inspectors to check the recording and result of VPD checks.
- Learning reinforced with PSD NCARU officers regarding the appropriate use of frontline resolution (FLR). Ongoing improvements to the complaint handling and FLR process through joint PSD/SPA/PIRC working groups will also continue to address this. Improvements include a more objective and auditable description of when FLR is appropriate.
- PSD have previously circulated guidance around accurate recording of strip searches on the NCS. It will also form part of the forthcoming PSD organisational learning bulletin.

This learning featured in the first PSD Continuous Professional Development event at the Scottish Police College that took place in February 2020.

Strategic Outcome:

Police Scotland is sustainable, adaptable and prepared for future challenges.

Finance Update

2019/20 outturn

The Quarter 3 forecast estimated the revenue budget would be overspent by ~£1m driven by cost pressures across estates, public order and staff costs, partly mitigated by additional income and an underspend in pension costs.

It is expected that the business as usual year end outturn will be in line with this forecast, however, additional costs are expected due to the impact of COVID-19.

The financial outturn for 2019/20 will be reported to the SPA in June 2020 and will be subject to external audit.

2020/21 budget

The SPA Board approved the 2020/21 budgets on 25 March 2020. The budget report set out the funding available to the SPA and how it has been allocated across cost categories and business areas.

The revenue budget has been set with a £44m deficit. It maintains officer numbers at 17,234 and provides for increases in non-pay budgets, targeted at addressing key areas including estates and ICT. Included within this deficit is an initial ~£8m estimated reduction in income as a result of the impact of COVID-19. Further financial consequences, which are unquantifiable at this point, are being carefully monitored and will be reported regularly to the SPA.

Overall capital funding of £51.7m has been provided with an increase in Scottish Government funding of £10m from the previous year. This increase includes £5m specific funding for 'green' electric vehicles and £5m additional investment to contribute towards the maintenance of the police estate. However, this funding is much lower than requested in the SPA's review submission and the level of funding will not allow for any new investment in technology transformation

ICT

Police Scotland's IT requirements are central to our operational response, sustainability and adaptability to new challenges and approaches. This has been tested, as have all organisations, in meeting the emerging demands to mobilise staff and maintain business critical function in response to the COVID-19 pandemic.



KEY FACTS

- Over 900 ICT Service Requests received and processed relating to ICT requirements to support COVID-19 response
- Issued over 1,100 devices to officers and staff to support Working From Home, with a further 1,500 laptops arriving / on order and will continue to issue.
- Now have over 3,500 registered users of our VPN Remote Access System (RAS) - supporting remote access and working from home.
- Supported the delivery of 7 virtual courts within our custody facilities with a further four in progress. Delivery of additional four expected by 24th April 2020.
- Delivered changes to our application estate in line with the Revised Police Powers. This includes changes to over a dozen systems and includes the back-office 'ticketing' processes which enable tickets to be submitted to COPFS. The ticketing changes to the Pronto Mobile solution went live on 9th April enabling officers to access via their Smart Phones.
- Developed a solution to record and report on activity associated with COVID Virus Dispersal Compliance (CVDC) '. This is now operational.
- Supported an expansion of our Service Centre within Govan to better support social distancing.
- Developed a solution for service requests to be submitted to Estates - relevant in terms of COVID-19 related cleaning and deep-clean activity. This is now operational.
- In the final stages of technical development of a Microsoft Teams voice and video conferencing solution. This will be deployed to an initial cohort of 500 users commencing 16th April.
- ICT is also actively supporting multiple business functions in the development of their requirements for other VC-type solutions. Some of these requirements will be met from existing capacity but some may require additional procurement
- ICT are carrying out discovery / investigation with key suppliers. Technical Requirements and Scoping document being compiled for evaluation process.

Appendices

Appendix A: Crime Classifications and Statistics

OVERALL VIOLENT CRIME					
	Apr-Mar 19/20	Apr-Mar 18/19	% change from 2018/19	5 yr mean	% change from 5 yr mean
OVERALL VIOLENT CRIME	63,738	64,132	-0.6%	63 682.2	0.1%
Murder	59	58	1.7%	56.6	4.2%
Culpable Homicide, common law	7	5	40.0%	5.4	29.6%
Attempted Murder	251	311	- 19.3%	273.0	- 8.1%
Serious Assault (incl. culpable & reckless conduct – causing injury)	3,850	4,129	- 6.8%	3,790.6	1.6%
Robbery and Assault with Intent to Rob	1,738	1,793	- 3.1%	1,524.8	14.0%
Common Assault - Total*	57,833	57,836	0.0%	58,031.8	0.3%
*Of this total Common Assault (of emergency workers)	7,519	7,112	5.7%	6,712.6	12.0%

GROUP 1: NON SEXUAL CRIMES OF VIOLENCE

	Apr-Mar 19/20	Apr-Mar 18/19	% change from 2018/19	5 yr mean	% change from 5 yr mean
GROUP 1: NON SEXUAL CRIMES OF VIOLENCE	9,316	8,019	16.2%	7,135.0	30.6%
Murder	59	58	1.7%	56.6	4.2%
Culpable Homicide, common law	7	5	40.0%	5.4	29.6%
Culpable Homicide, (others)	55	43	27.9%	39.6	38.9%
Attempted Murder	251	311	- 19.3%	273.0	- 8.1%
Serious Assault (incl. culpable & reckless conduct – causing injury)	3,850	4,129	- 6.8%	3,790.6	1.6%
Robbery and Assault with Intent to Rob	1,738	1,793	- 3.1%	1,524.8	14.0%
Domestic Abuse (of female)	1,577	2	x	x	x
Domestic Abuse (of male)	104	-	x	x	x
Domestic Abuse Total	1,681	2	x	x	x
Cruel & Unnatural Treatment of Children	568	722	- 21.3%	716.2	- 20.7%
Threats and Extortion	441	379	16.4%	318.6	38.4%
Other Group 1 Crimes	666	577	15.4%	409.8	62.5%

GROUP 2: SEXUAL CRIMES					
	Apr-Mar 19/20	Apr-Mar 18/19	% change from 2018/19	5 yr mean	% change from 5 yr mean
GROUP 2: SEXUAL CRIMES	13,364	13,617	-1.9%	11,509.8	16.1%
Rape	2,213	2,310	-4.2%	1,945.0	13.8%
Assault w/i to Rape or Ravish	130	130	-	119.0	9.2%
Rape and Attempted Rape – Total	2,343	2,440	-4.0%	2,064.0	13.5%
Sexual Assault (pre- SOSA 2009)	284	309	-8.1%	371.2	-23.5%
Sexual Assault (SOSA 2009)	3,536	3,634	-2.7%	2,897.2	22.0%
Lewd & Libidinous Practices	1,116	1,250	-10.7%	1,210.4	-7.8%
Indecent/Sexual Assault – Total	4,936	5,193	-4.9%	4,478.8	10.2%
Prostitution Related Crime – Total	101	232	-56.5%	255.8	-60.5%
Taking, Distribution, Possession of Indecent Photos of Children	584	550	6.2%	621.4	-6.0%
Communicating Indecently (SOSA 2009)	1,470	1,369	7.4%	1,152.2	27.6%
Communications Act 2003 (Sexual)	223	201	10.9%	182.6	22.1%
Sexual Exposure (SOSA 2009)	378	379	-0.3%	446.2	-15.3%

Public Indecency (Common Law)	159	193	-17.6%	240.2	-33.8%
Other Sexual Crimes (SOSA 2009)	2,170	2,130	1.9%	1,582.4	37.1%
Other Sexual Crimes (Non-SOSA 2009)	345	347	-0.6%	287.6	20.0%
Threatening / Disclosure of Intimate Image	655	583	12.3%	198.6	229.8%
Other Group 2 Crimes - Total	5,984	5,752	4.0%	4,711.2	27.0%

GROUP 3: CRIMES OF DISHONESTY					
	Apr-Mar 19/20	Apr-Mar 18/19	% change from 2018/19	5 yr mean	% change from 5 yr mean
GROUP 3: CRIMES OF DISHONESTY	111,409	113,286	-1.7%	115,719.2	-3.7%
Housebreaking (incl. Attempts) - Dwelling house	6,671	6,980	-4.4%	8,135.0	-18.0%
Housebreaking (incl. Attempts) - Non dwelling	2,520	2,572	-2.0%	3,978.2	-36.7%
Housebreaking (incl. Attempts) - Other Premises	3,712	4,205	-11.7%	4,533.8	-18.1%
Housebreaking (incl. Attempts) - Total	12,903	13,757	-6.2%	16,647.0	-22.5%
Opening Lockfast Places - Motor Vehicle	2,982	3,542	-15.8%	4,330.0	-31.1%
Theft of a Motor Vehicle	4,648	4,538	2.4%	4,635.0	0.3%
Theft from a Motor Vehicle (Insecure etc.)	5,749	5,586	2.9%	6,214.4	-7.5%
Attempt Theft of Motor Vehicle	354	394	-10.2%	465.8	-24.0%
Motor Vehicle Crime - Total	13,733	14,060	-2.3%	15,645.2	-12.2%
Opening Lockfast Places - NOT Motor Vehicle	1,728	1,690	2.2%	2,141.0	-19.3%
Common Theft	31,072	31,686	-1.9%	34,057.4	-8.8%
Theft by Shoplifting	30,688	33,460	-8.3%	29,816.4	2.9%

Fraud	11,939	9,063	31.7%	7,542.6	58.3%
Other Group 3 Crimes	9,346	9,570	-2.3%	9,869.6	-5.3%

GROUP 4: FIRE-RAISING, VANDALISM, etc.					
	Apr-Mar 19/20	Apr-Mar 18/19	% change from 2018/19	5 yr mean	% change from 5 yr mean
GROUP 4: FIRE-RAISING, MALICIOUS MISCHIEF, etc.	47,731	47,879	-0.3%	51,515.0	-7.3%
Fire-raising	2,649	2,460	7.7%	2,543.0	4.2%
Vandalism	42,511	42,956	-1.0%	46,422.4	-8.4%
Reckless Conduct (with Firearms)	32	37	-13.5%	64.4	-50.3%
Culpable and Reckless Conduct (NOT with Firearms)	2,464	2,330	5.8%	2,430.8	1.4%
Other Group 4 Crimes	75	96	-21.9%	54.4	37.9%

GROUP 5: OTHER CRIMES					
	Apr-Mar 19/20	Apr-Mar 18/19	% change from 2018/19	5 yr mean	% change from 5 yr mean
GROUP 5: OTHER (PRO-ACTIVITY) CRIMES	64,589	61,623	4.8%	58,347.4	10.7%
Carrying Offensive Weapon (incl. restriction)	1,645	1,496	10.0%	1,279.2	28.6%
Handling Bladed/ Pointed Instrument	2,839	2,703	5.0%	2,189.8	29.6%
Offensive Weapon (used in other criminal activity)	3,211	2,826	13.6%	1,082.0	196.8%
Bladed / Pointed Instrument (used in other criminal activity)	1,949	1,927	1.1%	722.0	169.9%
Total Offensive / Bladed Weapons	9,644	8,952	7.7%	5,273.0	82.9%
Production, Manufacture or Cultivation of Drugs	610	621	-1.8%	865.4	-29.5%
Supply of Drugs (incl. possession with intent)	3,841	3,846	-0.1%	3,690.4	4.1%
Bringing Drugs into Prison	133	136	-2.2%	269.4	-50.6%
Supply of Drugs Total	4,584	4,603	-0.4%	4,825.2	-5.0%
Possession of Drugs	30,469	29,318	3.9%	28,508.0	6.9%
Other Drug Offences (incl. Importation)	250	159	57.2%	163.4	53.0%
Total Drugs Crimes	35,303	34,080	3.6%	33,496.6	5.4%




Offences relating to Serious and Organised Crime	29	32	-9.4%	41.8	-30.6%
Bail Offences (other than absconding)	8,150	7,127	14.4%	7,720.6	5.6%
Other Group 5 Crimes	11,463	11,432	0.3%	11,815.4	-3.0%

GROUP 6: MISCELLANEOUS OFFENCES					
	Apr-Mar 19/20	Apr-Mar 18/19	% change from 2018/19	5 yr mean	% change from 5 yr mean
GROUP 6: MISCELLANEOUS OFFENCES	128,755	130,602	-1.4%	153,762.6	-16.3%
Common Assault	50,314	50,724	-0.8%	51,319.2	-2.0%
Common Assault (of emergency workers)	7,519	7,112	5.7%	6,712.6	12.0%
Common Assault – Total	57,833	57,836	0.0%	58,031.8	-0.3%
Breach of the Peace	4,778	5,784	-17.4%	9,753.4	-51.0%
Threatening & Abusive Behaviour	44,678	43,591	2.5%	46,333.6	-3.6%
Stalking	871	1,294	-32.7%	1,336.6	-34.8%
BOP, S38 & S39 Crim Just & Lic (S) Act 2010 – Total	50,327	50,669	-0.7	57,423.6	-12.4%
Racially Aggravated Harassment / Conduct	1,737	1,760	-1.3%	2,058.0	-15.6%
Drunk and Incapable	191	381	-49.9%	1,267.8	-84.9%
Consume Alcohol in Designated Place (local bye-law)	4,233	5,377	-21.3%	15,717.6	-73.1%
Other Alcohol Related Offences	810	1,022	-20.7%	1,307.6	-38.1%
Drunkenness and Other disorderly Conduct Total	5,234	6,780	-22.8%	18,293.0	-71.4%
Wildlife Offences	198	170	16.5%	227.0	-12.8%
Other Group 6 Offences	13,426	13,387	0.3%	17,729.2	-24.3%

GROUP 7: MOTOR VEHICLE OFFENCES					
	Apr-Mar 19/20	Apr-Mar 18/19	% change from 2018/19	5 yr mean	% change from 5 yr mean
GROUP 7: OFFENCES RELATING TO MOTOR VEHICLES	121,907	117,600	3.7%	150,542.0	-19.0%
Dangerous Driving Offences	3,019	2,916	3.5%	2,803.8	7.7%
Drink, Drug Driving Offences incl. failure to provide a specimen	6,594	5,843	12.9%	5,688.8	15.9%
Speeding Offences	28,758	27,686	3.9%	41,574.2	-30.8%
Driving While Disqualified	1,396	1,300	7.4%	1,243.6	12.3%
Driving Without a Licence	5,718	5,852	-2.3%	6,490.6	-11.9%
Failure to Insure Against Third Party Risks	15,226	14,426	5.5%	15,145.2	0.5%
Seat Belt Offences	2,800	2,889	-3.1%	6,828.8	-59.0%
Mobile Phone Offences	2,450	2,889	-15.2%	8,173.2	-70.0%
Driving Carelessly	8,227	8,128	1.2%	8,575.6	-4.1%
Drivers Neglect of Traffic Directions (NOT pedestrian crossings)	3,870	4,142	-6.6%	8,488.2	-54.4%
Using a Motor Vehicle Without Test Certificate	14,987	14,036	6.8%	14,808.2	1.2%
Other Group 7 Offences	28,862	27,493	5.0%	30,721.8	-6.1%

Appendix B: Stop and Search Review

The use of stop and search under the Code of Practice must be lawful, necessary and proportionate and can contribute to addressing national and local policing priorities. It can also be used to address local crime trends and offender profiles, however there are no levels set around its use.

	Stop and Searches	Positive Stop and Search searches	Stop and Search positive rate
			
Apr – Mar 19/20	41,167	14,813	36.0%
Apr – Mar 18/19	36,471	14,164	38.8%
% change from 18/19	12.9%	4.6%	-2.8% point change

There have been a total of 41,167 searches recorded YTD, of which 5.8% (2,404) were conducted under warrant.

This is a 9.9% decrease in warrant searches when compared to the same period last year and a 14.7% increase in the number of non-warrant stop and searches.

An additional 649 positive searches have taken place, which equates to 36.0% of all searches being positive. Although an increase in positive stop searches is positive; the overall percentage rate is down 2.8% points compared to the previous year.

Code Compliance

The use of Stop and Search continues to be scrutinised by Police Scotland to ensure that all searches are legal and proportionate. Governance processes are in place to ensure supervisors understand the application of recording criteria in respect of the Code of Practice.

Levels of compliance with the Code were 88.4% for the year. The period from January to March 2020 saw a compliance rate of 90.4%, this was an increase of 2.4% from the previous quarter.

Compliance levels are calculated by reviewing the number of records submitted that are Code compliant and do not require further information or amendment.

Of the 9.6% that required additional review in this quarter the majority required:

- additional information, or
- removal of the inclusion of sensitive information or mention of a third party within the grounds for search, to ensure data protection compliance

Complaints about the Police

Despite the increase in overall volume of recorded stop search the number of recorded complaints involving stop and search have reduced when compared to the YTD figures for 2018/19.

There have been 37 complaints about the police in 2019/20, which is 21 fewer when compared to the same period last year. This a 36.2% reduction and a positive position. In reviewing the circumstances the majority of complaints are not about the actual physical search, but relate to the interaction with officers.

Weapon searches

There have been 2,252 searches under weapons legislation. Almost a quarter of the searches (558) were positive and saw an additional 88 positive searches when compared with last year 2018/19.

That equates to 430 weapons taken from people and a further 128 illicit items including drugs, firearms and stolen property being recovered. Weapons are often discovered during the course of a search under the application of a different statutory power. An additional 501 searches, predominantly under the drugs search reason, also led to the recovery of weapons.

Therefore, a total of 931 searches led to the recovery of weapons during April 2019 to March 2020 compared to 766 the previous year; this is an increase of 21.5%.

The removal of these weapons from our communities, prevents the commission of various crimes that involve violence, anti-social behaviour and acquisitive crime, and protects individuals from potentially being a perpetrator or victim of crime.

Age Comparison

From April 2019 to March 2020, based on Census data from 2011, based on proportionality ratios of 10K per head of population, the number of searches of 12-15 year olds are not considered disproportionate.

There was an increase of 377 searches nationally, which resulted in 17 more weapons (89 total) and 16 more drug recoveries (318 total) when compared to last year despite the 2.9% reduction in the positive rate when compared to 2018/19. This equates to an average of 15 searches per division per month, an increase of 2.5 searches a month per division when compared to the same period last year.

Searches of 16-17 year olds do indicate as disproportionate based on Census data from 2011, however may not reflect the current levels of 16-17 years olds in the community.

Searches have increased by 360 this year. The increase resulted in 11 more weapons (81 total) and 45 additional drug recoveries (833 total) when compared to last year despite the 1.8% reduction in the positive rate when compared to 2018/19. This equates to an average of 20.4 searches per divisions per month, an increase of 2.4 searches a month per division when compared to the same period last year.

The increases in recoveries provide further safeguarding and protection for children and the wider public in the removal of these items from our communities.

Age categories 18-19, 20-24 and 25-29 years all indicate as disproportionate based on Census data from 2011. All categories have increased volume, however all have positive rates that exceed the national average and have been reviewed to ensure that they are in compliance with the Code of Practice.

Ethnicity

When considering 2019/20 ethnicity data and using Census data from 2011 which provides the proportionality ratios of 10K per head of population, it is important to consider this may not provide a true reflection of ethnic group populations across Scotland as they will have changed over this period.

Of the 41,167 searches that took place between April 2019 and March 2020 across Scotland, 93.6% (38,533 searches) were of people who self-identified as white ethnicity. These searches had a combined positive rate of 35.8% compared to the overall national positive rate of 36.0%. These figures indicate no disproportionate activity. The positive rate for nominals who self-identified as white ethnicity was 35.8% compared to 39.2% in 2018/19 which is a decrease of 3.4% in the positive detection rate, however an additional 570 positive searches were recorded recovering illicit and harmful items from our communities across Scotland.

Using the same 2011 census data and proportionality ratios, people who self-identified as African Other, Caribbean, Black and Other Ethnic Group indicates disproportionate search activity. The searches across these ethnic groups have a combined total of 612. This is an increase of 119 additional searches when compared to 2018/19, with a combined overall positive rate of 35% compared to 36.7% in 2018/19. Despite the decrease of 1.7% in positive rate, an additional 33 illicit and harmful items were recovered.

These figures should also be considered in an operational context set against low volumes of searches, which on average equates to less than 4 searches per policing division per month.

All stop search activity is subject to both local and national governance and scrutiny to ensure all activity is lawful, necessary, justified and proportionate in compliance with the Code of Practice for Stop Search.



